


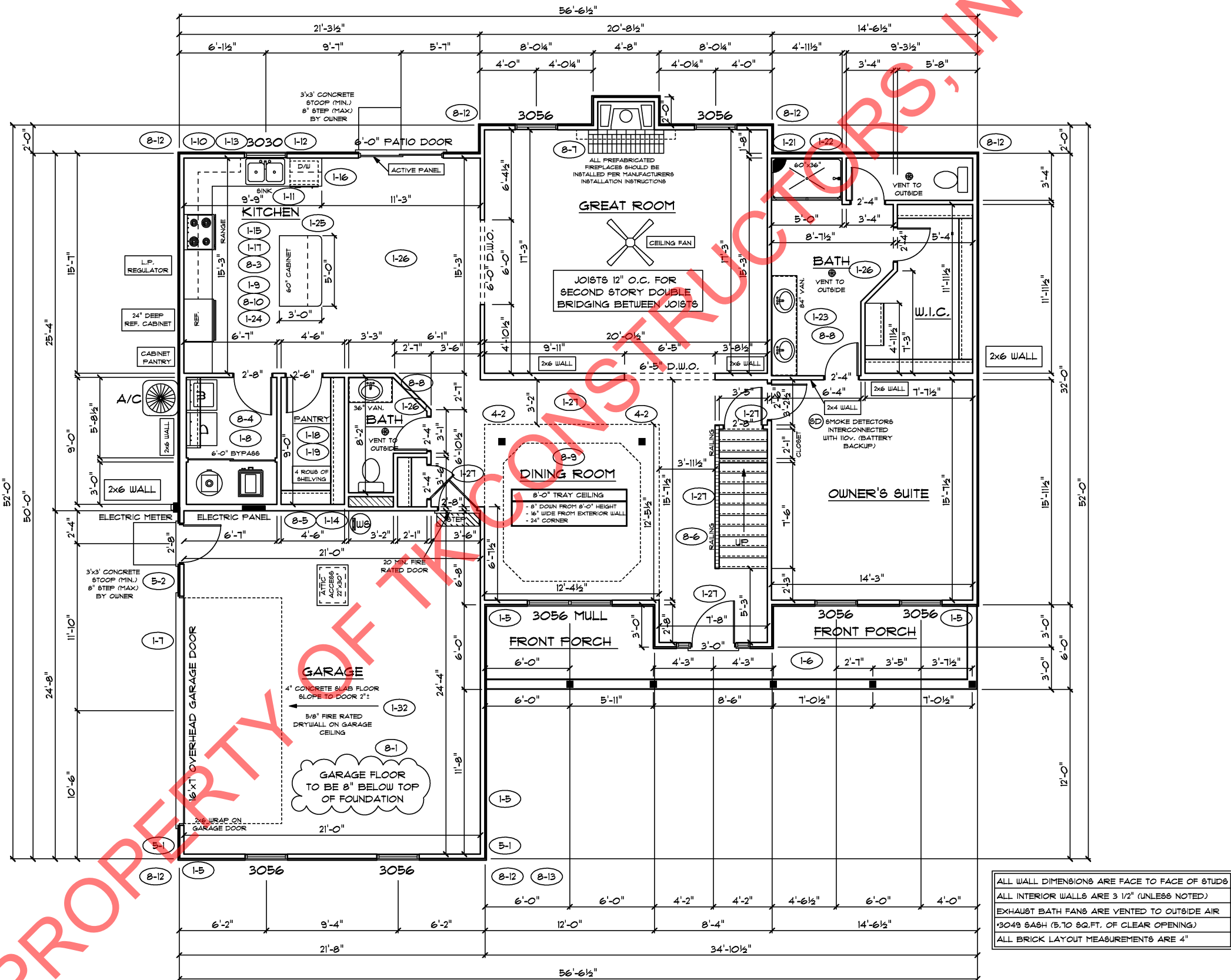
PROPERTY OF TK CONSTRUCTORS, INC



FIRST FLOOR PLAN

ANDERSEN WINDOW SCHEDULE - 200 SERIES -	
ANDERSEN MODEL NO.	R.O. SIZE
3030	36" x 36"
3040	36" x 48"
3049*	36" x 57"
3056*	36" x 66"
3060*	36" x 72"
3049 MULL*	73" x 57"
3056 MULL*	73" x 66"
3060 MULL*	73" x 72"
ANDERSEN SLIDING DOOR R.O. 72 3/4" x 82 7/8"	
3'-0" FRONT DOOR R.O. 38 3/8" x 82 1/2"	
3'-0" FRONT DOOR WITH (1) SIDELITE R.O. 51 1/8" x 82 1/2"	
3'-0" FRONT DOOR WITH (2) SIDELITES R.O. 65 3/8" x 82 1/2"	
R.O. FOR BI-FOLD DOORS USING DRYWALL JAMB FACING = 1 1/4" + DOOR SIZE x (81 1/2")	
R.O. FOR BYPASS DOORS USING DRYWALL JAMB FACING MAKE SAME AS BOTH DOORS ADDED TOGETHER	
ALL INTERIOR DOORS SIZE + 2" TO WIDTH x 82 1/2" HIGH	
R.O. POCKET DOOR (2x DOOR WIDTH + 1") x 85" HIGH	

* - DENOTES OPENING MEETS
EGRESS REQUIREMENTS



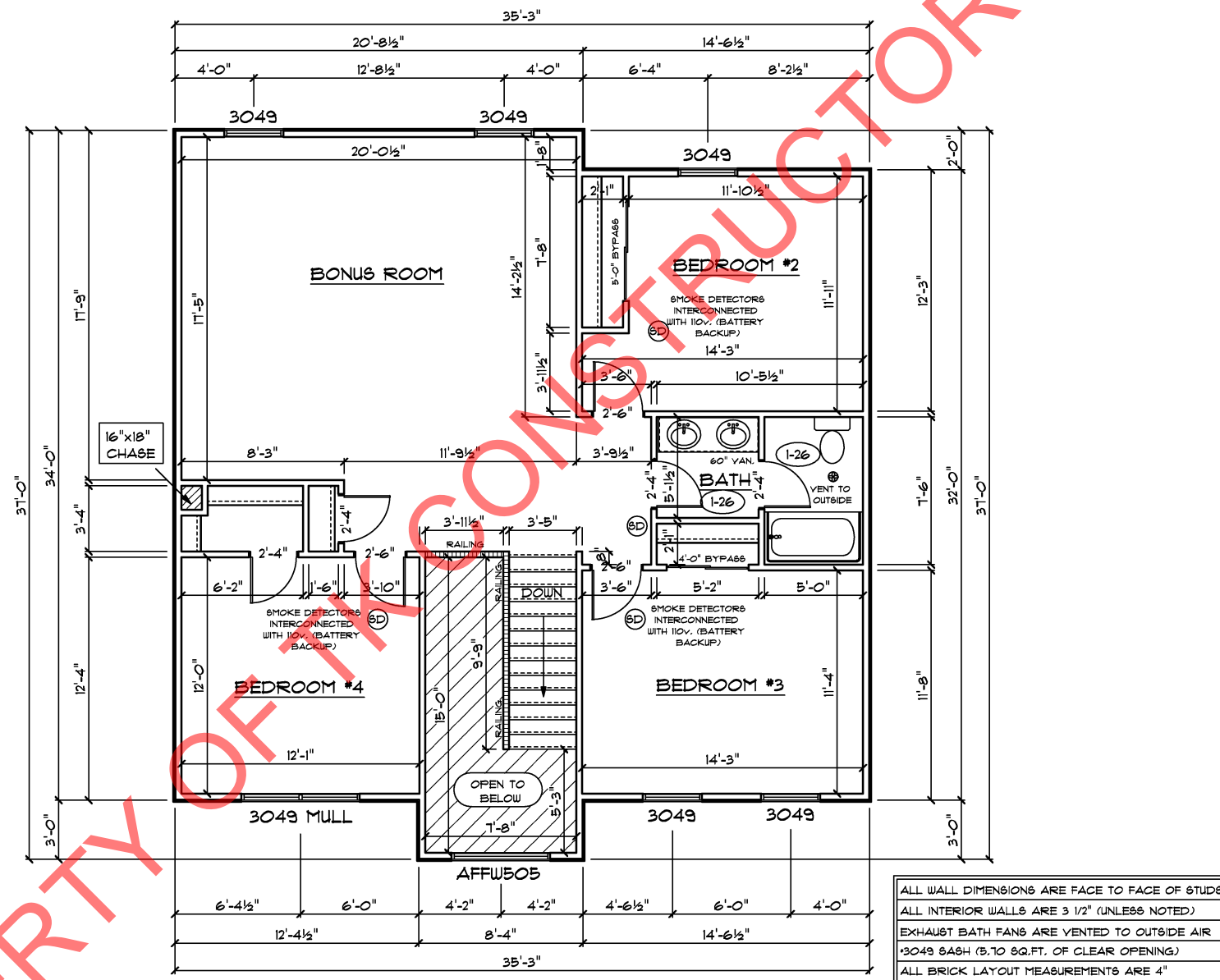
SECOND FLOOR PLAN

FIRST FLOOR SQ.FT.	1,737
SECOND FLOOR SQ.FT.	1,100
TOTAL LIVING SQ.FT.	2,837
GARAGE	533
TOTAL SQ.FT.	3,370
EXCLUDING PORCH	243

**ANDERSEN WINDOW SCHEDULE
- 200 SERIES -**

ANDERSEN MODEL NO.	R.O. SIZE
3030	36" x 36"
3040	36" x 48"
3049*	36" x 57"
3056*	36" x 66"
3060*	36" x 72"
3049 MULL*	73" x 57"
3056 MULL*	73" x 66"
3060 MULL*	73" x 72"
ANDERSEN SLIDING DOOR R.O. T2 3/4" x 82 1/8"	
3'-0" FRONT DOOR R.O. 38 3/8" x 82 1/2"	
3'-0" FRONT DOOR WITH (1) SIDELITE R.O. 51 1/8" x 82 1/2"	
3'-0" FRONT DOOR WITH (2) SIDELITES R.O. 65 3/8" x 82 1/2"	
R.O. FOR BI-FOLD DOORS USING DRYWALL JAMB FACING = 1 1/4" + DOOR SIZE x (81 1/2")	
R.O. FOR BYPASS DOORS USING DRYWALL JAMB FACING MAKE SAME AS BOTH DOORS ADDED TOGETHER	
ALL INTERIOR DOORS SIZE + 2" TO WIDTH x 82 1/2" HIGH	
R.O. POCKET DOOR (2x DOOR WIDTH + 1") x 85" HIGH	

* - DENOTES OPENING MEETS
EGRESS REQUIREMENTS



PROPERTY OF TK CONSTRUCTORS, INC

PAGE NO: 5C ADDENDUM 1, 4, 5, 8 VER: 10:49 AM DRAWING BY: SES, GW 1/8" = 1'	 CONSTRUCTORS
DATE: May 03, 2016 JOB NO: 210-16-0521	<h1 style="margin: 0;">TK CONSTRUCTORS</h1> <h2 style="margin: 0;">YORKTOWN</h2>