


REAR ELEVATION



FRONT ELEVATION

NOTE: STOOPS, STEPS, APRON AND DRIVE BY OWNER

TEW RW


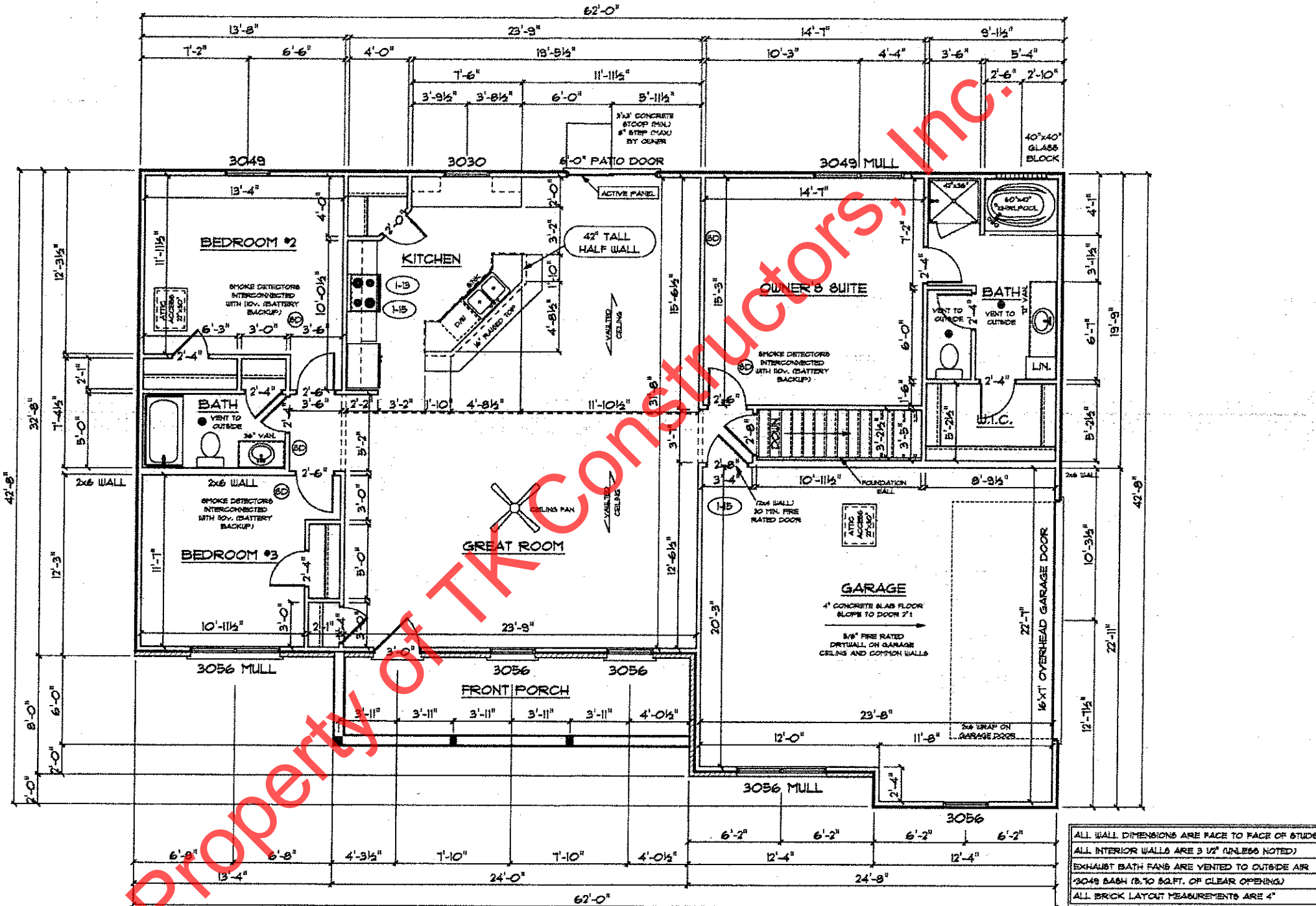
ADDENDUM 1	PAGE NO: 1B
VER: 05100933A	
DRAWING BY: SES	
1/8" = 1'	
 CONSTRUCTORS	
DATE: April 01, 2013	JOB NO.: 113-13-0046
TK CONSTRUCTORS KNOXVILLE	

FLOOR PLAN

TOTAL LIVING SQ.FT.	1,715
GARAGE	528
TOTAL SQ.FT.	2,243
EXCLUDING PORCH	144

ANDERSEN WINDOW SCHEDULE - 200 SERIES -	
ANDERSEN MODEL NO.	R.O. SIZE
3030	36" x 36"
3040	36" x 48"
3049*	36" x 57"
3056*	36" x 66"
3060*	36" x 72"
3049 MULL*	73" x 57"
3056 MULL*	73" x 66"
3060 MULL*	73" x 72"
ANDERSEN SLIDING DOOR R.O. 72 3/4" x 82 1/8"	
3'-0" FRONT DOOR R.O. 38 3/8" x 82 1/2"	
3'-0" FRONT DOOR WITH (1) SIDELITE R.O. 51 1/8" x 82 1/2"	
3'-0" FRONT DOOR WITH (2) SIDELITES R.O. 65 3/8" x 82 1/2"	
R.O. FOR BI-FOLD DOORS USING DRYWALL JAMB FACING = 1/4" + DOOR SIZE	
R.O. FOR BYPASS DOORS USING DRYWALL JAMB FACING MAKE SAME AS BOTH DOORS ADDED TOGETHER	
ALL INTERIOR DOORS SIZE + 2" TO WIDTH x 82 1/2" HIGH	
R.O. POCKET DOOR (2x DOOR WIDTH + 1") x 85" HIGH	

* - DENOTES OPENING MEETS
EGRESS REQUIREMENTS



TKW
Bw