



Property of TK Constructors, Inc.

TK CONSTRUCTORS
JACKSON

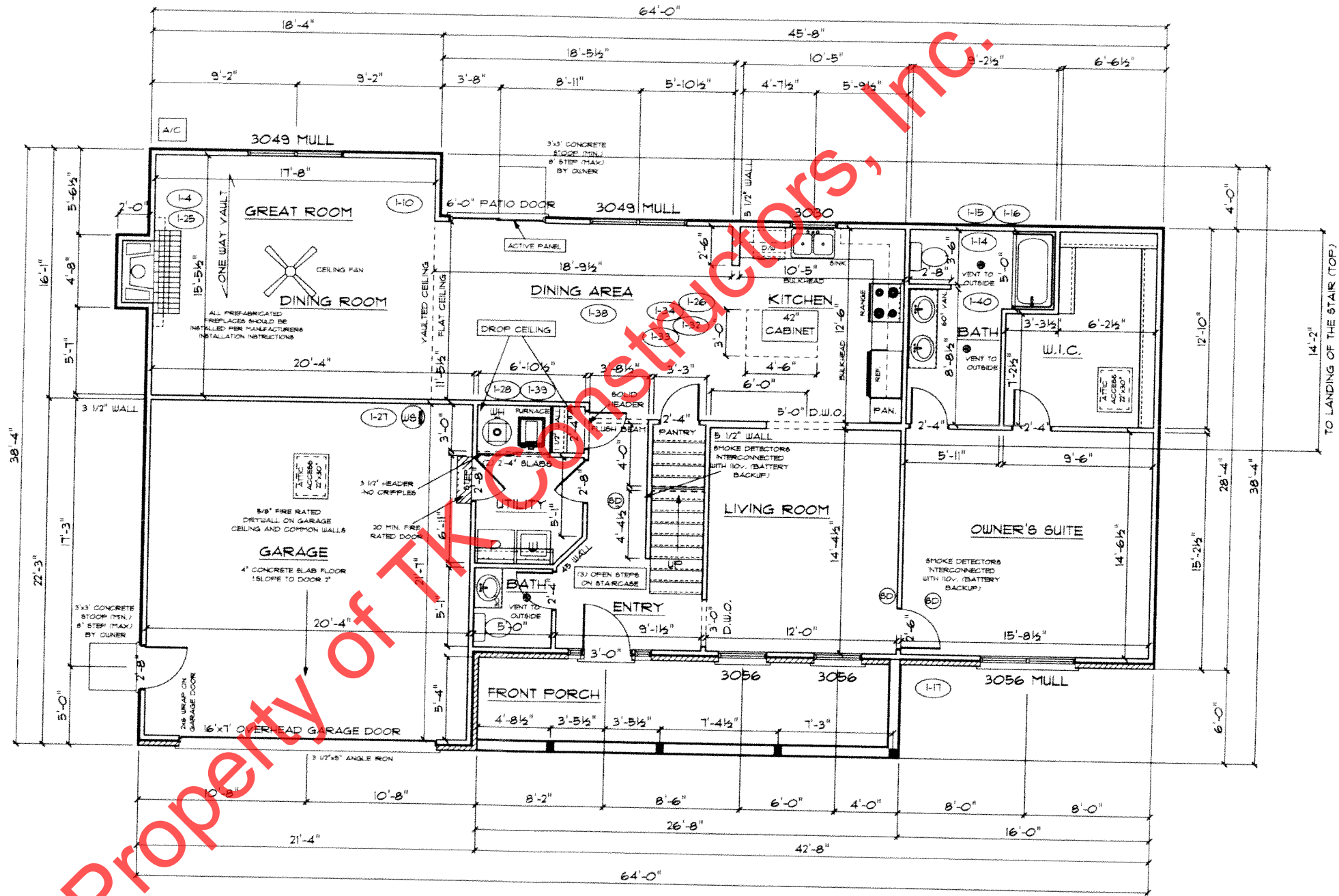
DATE: March 18, 2014	ADDENDUM I	PAGE NO.: 10
JOB NO.: 212-14-0210	VER:	DRAWING BY: RLC
SCALE: 1/8" = 1'	 CONSTRUCTORS	

TG

1-29 1-41 1-42
FIRST FLOOR PLAN

ANDERSEN WINDOW SCHEDULE - 200 SERIES -	
ANDERSEN MODEL NO.	R.O. SIZE
3030	36" x 36"
3040	36" x 48"
3049*	36" x 57"
3056*	36" x 66"
3060*	36" x 72"
3049 MULL*	73" x 57"
3056 MULL*	73" x 66"
3060 MULL*	73" x 72"
ANDERSEN SLIDING DOOR R.O. 72 3/4" x 82 1/8"	
3'-0" FRONT DOOR R.O. 38 3/8" x 82 1/2"	
3'-0" FRONT DOOR WITH (1) SIDELITE R.O. 51 7/8" x 82 1/2"	
3'-0" FRONT DOOR WITH (2) SIDELITES R.O. 65 3/8" x 82 1/2"	
R.O. FOR BI-FOLD DOORS USING DRYWALL JAMB FACING + 1 1/4" + DOOR SIZE x (81 1/2")	
R.O. FOR BYPASS DOORS USING DRYWALL JAMB FACING MAKE SAME AS BOTH DOORS ADDED TOGETHER	
ALL INTERIOR DOORS SIZE + 2" TO WIDTH x 82 1/2" HIGH	
R.O. POCKET DOOR (2x DOOR WIDTH + 1") x 85" HIGH	

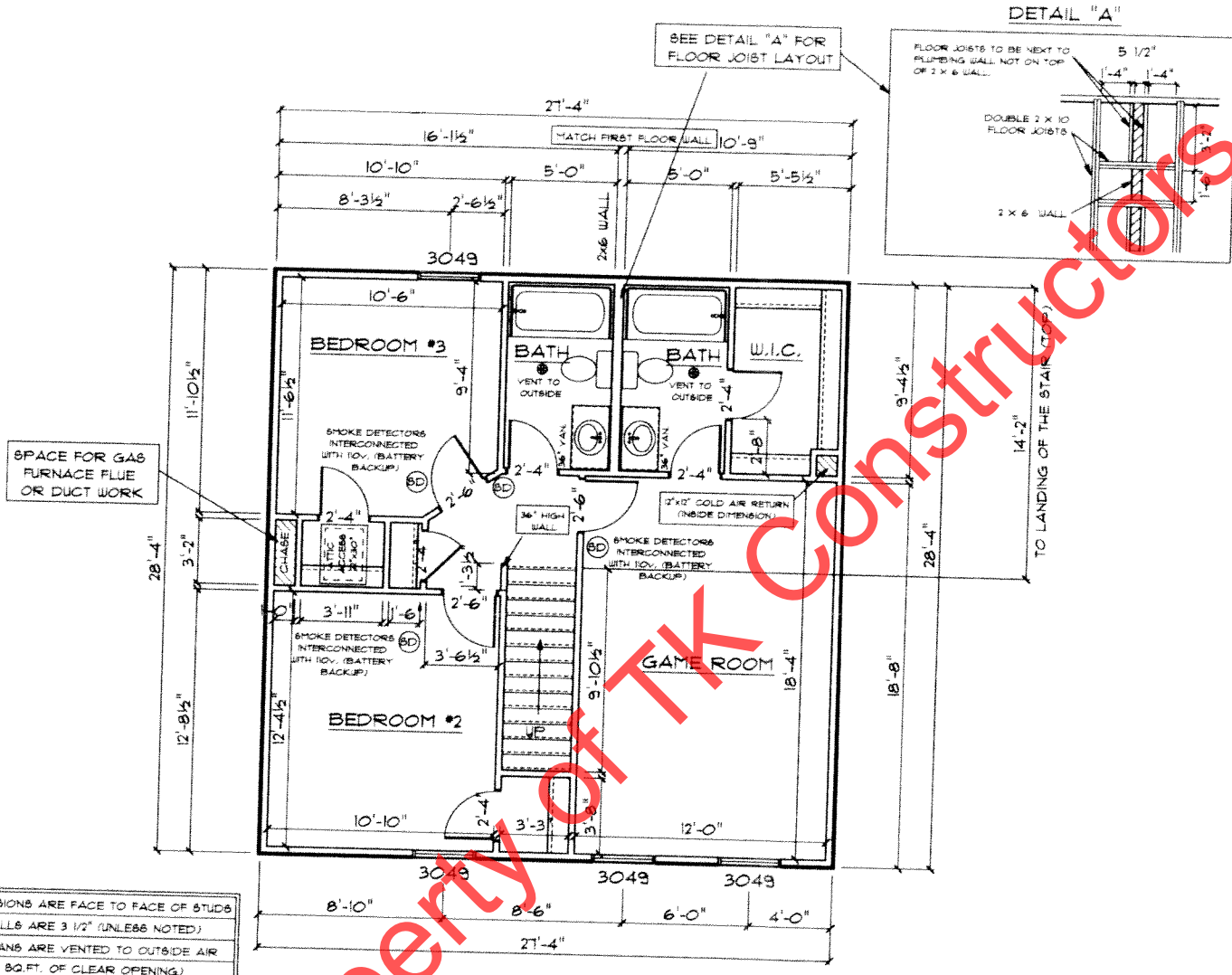
* - DENOTES OPENING MEETS
EGRESS REQUIREMENTS



ALL WALL DIMENSIONS ARE FACE TO FACE OF STUDS
ALL INTERIOR WALLS ARE 3 1/2" (UNLESS NOTED)
EXHAUST BATH FANS ARE VENTED TO OUTSIDE AIR
3049 BASH (5.70 SQ. FT. OF CLEAR OPENING)
ALL BRICK LAYOUT MEASUREMENTS ARE 4"



CONSTRUCTORS



SECOND FLOOR PLAN

First Floor Sq.ft.	1550
Second Floor Sq.ft.	1114
Total Living Sq.ft.	2324
Garage	464
Total Sq.ft.	2788
Excluding Porch	160

ANDERSEN WINDOW SCHEDULE
- 200 SERIES -


ANDERSEN MODEL NO.	R.O. SIZE
3030	36" x 36"
3040	36" x 48"
3049*	36" x 51"
3056*	36" x 66"
3060*	36" x 72"
3049 MULL*	73" x 51"
3056 MULL*	73" x 66"
3060 MULL*	73" x 72"

- ANDERSEN SLIDING DOOR
R.O. T2 3/4" x 82 1/8"
- 3'-0" FRONT DOOR
R.O. 38 3/8" x 82 1/2"
- 3'-0" FRONT DOOR WITH (1) SIDELITE
R.O. 51 7/8" x 82 1/2"
- 3'-0" FRONT DOOR WITH (2) SIDELITES
R.O. 65 3/8" x 82 1/2"
- R.O. FOR BI-FOLD DOORS USING DRYWALL
JAMB FACING + 1 1/4" + DOOR SIZE x (81 1/2")
- R.O. FOR BYPASS DOORS USING DRYWALL
JAMB FACING MAKE SAME AS BOTH DOORS
ADDED TOGETHER
- ALL INTERIOR DOORS
SIZE + 2" TO WIDTH x 82 1/2" HIGH
- R.O. POCKET DOOR
(2x DOOR WIDTH + 1") x 85" HIGH

* - DENOTES OPENING MEETS EGRESS REQUIREMENTS

ALL WALL DIMENSIONS ARE FACE TO FACE OF STUDS
ALL INTERIOR WALLS ARE 3 1/2" (UNLESS NOTED)
EXHAUST BATH FANS ARE VENTED TO OUTSIDE AIR
3049 BASH (5 TO 80 FT. OF CLEAR OPENING)
ALL BRICK LAYOUT MEASUREMENTS ARE 4"

Property of TK Constructors, Inc.



DATE: March 18, 2014

JOB NO.: 212-14-0210

TK CONSTRUCTORS
JACKSON