

Property of TK Constructors, Inc.

TK CONSTRUCTORS
CAMBRIDGE


DATE: March 26, 2013

JOB NO.: 111-13-0121



ADDENDUM 1
VER: 092112
DRAWING BY: SES
1/8" = 1'

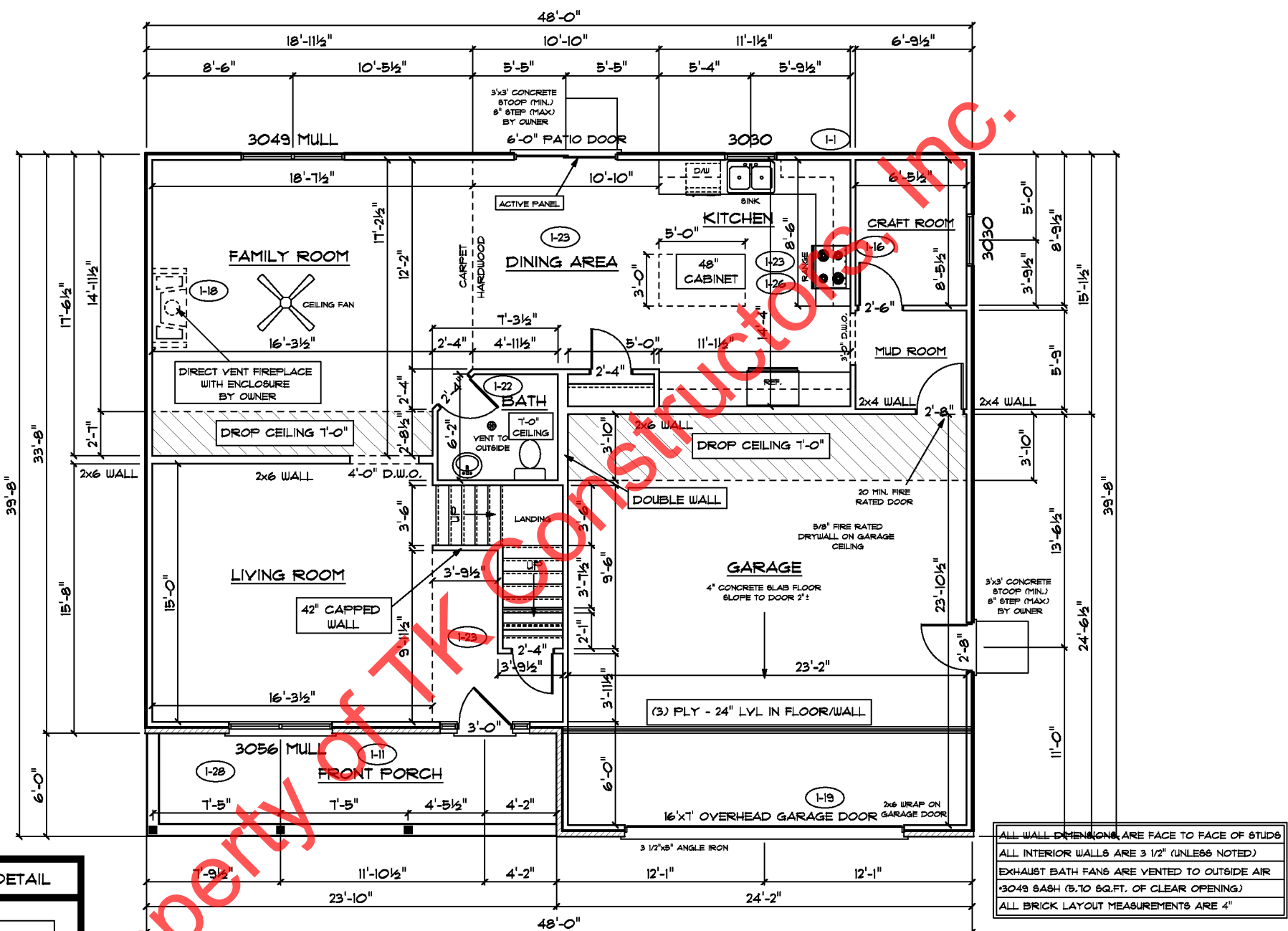
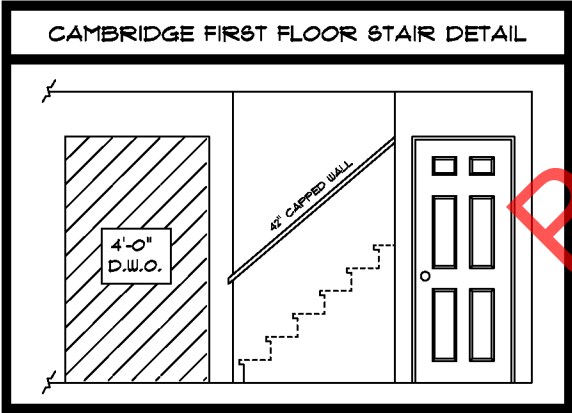
PAGE NO:
10



FIRST FLOOR PLAN

ANDERSEN WINDOW SCHEDULE - 200 SERIES -	
ANDERSEN MODEL NO.	R.O. SIZE
3030	36" x 36"
3040	36" x 48"
3049*	36" x 57"
3056*	36" x 66"
3060*	36" x 72"
3049 MULL*	73" x 57"
3056 MULL*	73" x 66"
3060 MULL*	73" x 72"
ANDERSEN SLIDING DOOR R.O. 12 3/4" x 82 7/8"	
3'-0" FRONT DOOR R.O. 38 3/8" x 82 1/2"	
3'-0" FRONT DOOR WITH (1) SIDELITE R.O. 51 7/8" x 82 1/2"	
3'-0" FRONT DOOR WITH (2) SIDELITES R.O. 65 3/8" x 82 1/2"	
R.O. FOR BI-FOLD DOORS USING DRYWALL JAMB FACING = 1 1/4" + DOOR SIZE x (81 1/2")	
R.O. FOR BYPASS DOORS USING DRYWALL JAMB FACING MAKE SAME AS BOTH DOORS ADDED TOGETHER	
ALL INTERIOR DOORS SIZE + 2" TO WIDTH x 82 1/2" HIGH	
R.O. POCKET DOOR (2x DOOR WIDTH + 1") x 85" HIGH	

* - DENOTES OPENING MEETS
EGRESS REQUIREMENTS



SECOND FLOOR PLAN

FIRST FLOOR SQ.FT.	1,180
SECOND FLOOR SQ.FT.	1,616
TOTAL LIVING SQ.FT.	2,796
GARAGE	580
TOTAL SQ.FT.	3,376
EXCLUDING PORCH	143

**ANDERSEN WINDOW SCHEDULE
- 200 SERIES -**

ANDERSEN MODEL NO.	R.O. SIZE
3030	36" x 36"
3040	36" x 48"
3049*	36" x 57"
3056*	36" x 66"
3060*	36" x 72"
3049 MULL*	73" x 57"
3056 MULL*	73" x 66"
3060 MULL*	73" x 72"

ANDERSEN SLIDING DOOR R.O. 72 3/4" x 82 1/8"
3'-0" FRONT DOOR R.O. 38 3/8" x 82 1/2"
3'-0" FRONT DOOR WITH (1) SIDELITE R.O. 51 1/8" x 82 1/2"
3'-0" FRONT DOOR WITH (2) SIDELITES R.O. 65 3/8" x 82 1/2"
R.O. FOR BI-FOLD DOORS USING DRYWALL JAMB FACING = 1 1/4" + DOOR SIZE x (81 1/2")
R.O. FOR BYPASS DOORS USING DRYWALL JAMB FACING MAKE SAME AS BOTH DOORS ADDED TOGETHER
ALL INTERIOR DOORS SIZE + 2" TO WIDTH x 82 1/2" HIGH
R.O. POCKET DOOR (2x DOOR WIDTH + 1") x 85" HIGH

* - DENOTES OPENING MEETS
EGRESS REQUIREMENTS

