




NOTE: STOOPS, STEPS, APRON AND DRIVE BY OWNER


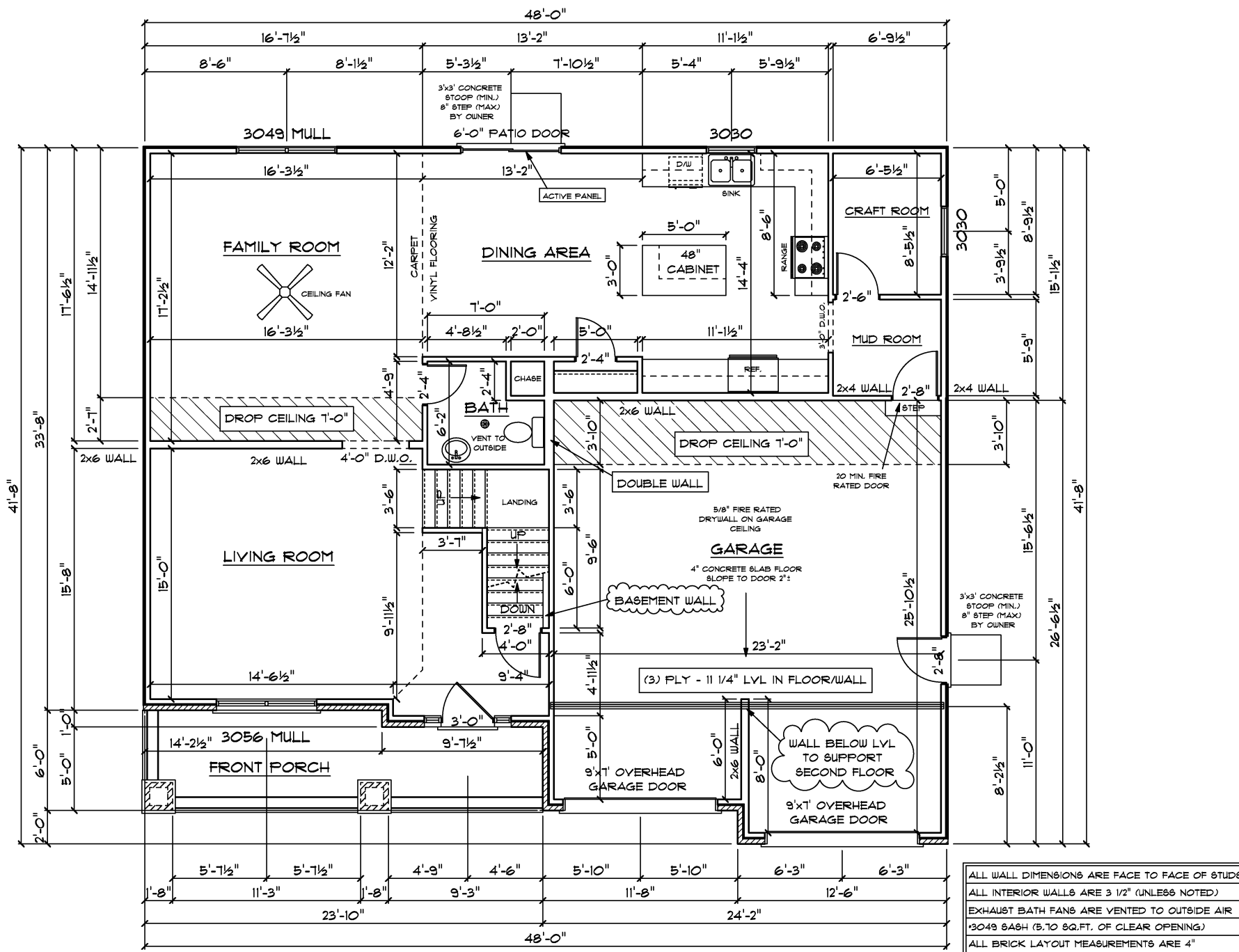
18" FOOTER WIDTH MIN.



FIRST FLOOR PLAN

ANDERSEN WINDOW SCHEDULE - 200 SERIES -	
ANDERSEN MODEL NO.	R.O. SIZE
3030	36" x 36"
3040	36" x 48"
3049*	36" x 57"
3056*	36" x 66"
3060*	36" x 72"
3049 MULL*	73" x 57"
3056 MULL*	73" x 66"
3060 MULL*	73" x 72"
ANDERSEN SLIDING DOOR R.O. 72 3/4" x 82 1/8"	
3'-0" FRONT DOOR R.O. 38 3/8" x 82 1/2"	
3'-0" FRONT DOOR WITH (1) SIDELITE R.O. 51 7/8" x 82 1/2"	
3'-0" FRONT DOOR WITH (2) SIDELITES R.O. 65 3/8" x 82 1/2"	
R.O. FOR BI-FOLD DOORS USING DRYWALL JAMB FACING = 1 1/4" + DOOR SIZE x (81 1/2")	
R.O. FOR BYPASS DOORS USING DRYWALL JAMB FACING MAKE SAME AS BOTH DOORS ADDED TOGETHER	
ALL INTERIOR DOORS SIZE + 2" TO WIDTH x 82 1/2" HIGH	
R.O. POCKET DOOR (2x DOOR WIDTH + 1") x 85" HIGH	

* - DENOTES OPENING MEETS
EGRESS REQUIREMENTS



SECOND FLOOR PLAN

FIRST FLOOR SQ.FT.	1,190
SECOND FLOOR SQ.FT.	1,625
TOTAL LIVING SQ.FT.	2,815
GARAGE	605
TOTAL SQ.FT.	3,420
EXCLUDING PORCH	133

ANDERSEN WINDOW SCHEDULE - 200 SERIES -	
ANDERSEN MODEL NO.	R.O. SIZE
3030	36" x 36"
3040	36" x 48"
3049*	36" x 51"
3056*	36" x 66"
3060*	36" x 72"
3049 MULL*	73" x 51"
3056 MULL*	73" x 66"
3060 MULL*	73" x 72"
ANDERSEN SLIDING DOOR R.O. 72 3/4" x 82 7/8"	
3'-0" FRONT DOOR R.O. 38 3/8" x 82 1/2"	
3'-0" FRONT DOOR WITH (1) SIDELITE R.O. 51 1/8" x 82 1/2"	
3'-0" FRONT DOOR WITH (2) SIDELITES R.O. 65 3/8" x 82 1/2"	
R.O. FOR BI-FOLD DOORS USING DRYWALL JAMB FACING = 1 1/4" + DOOR SIZE x (81 1/2")	
R.O. FOR BYPASS DOORS USING DRYWALL JAMB FACING MAKE SAME AS BOTH DOORS ADDED TOGETHER	
ALL INTERIOR DOORS SIZE + 2" TO WIDTH x 82 1/2" HIGH	
R.O. POCKET DOOR (2x DOOR WIDTH + 1") x 85" HIGH	

* - DENOTES OPENING MEETS
EGRESS REQUIREMENTS

