


Property of TK Constructors, Inc.

AW
ON

TK CONSTRUCTORS
BEAUMONT

DATE: May 15, 2013

JOB NO.: 110-13-0038



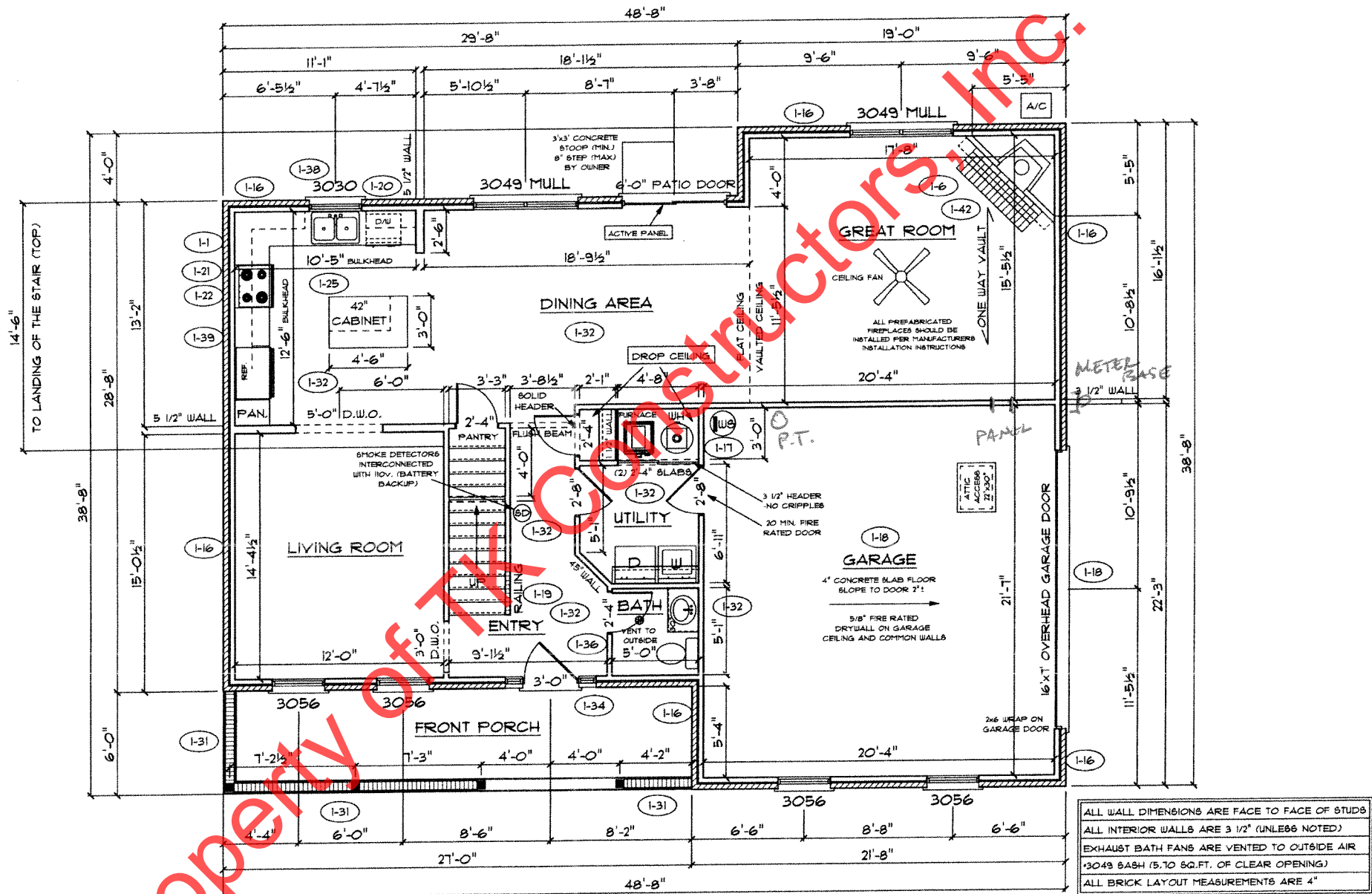
ADDENDUM 1
VER: 070810
DRAWING BY: SES
1/8" = 1'

PAGE NO.:
10

FLOOR PLAN

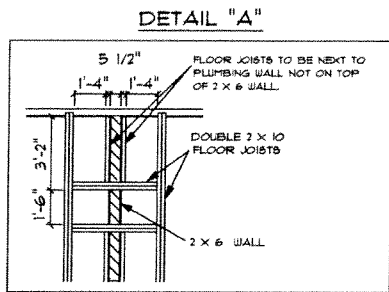
| ANDERSEN WINDOW SCHEDULE - 200 SERIES - | |
|--|-----------|
| ANDERSEN MODEL NO. | R.O. SIZE |
| 3030 | 36" x 36" |
| 3040 | 36" x 48" |
| 3049* | 36" x 51" |
| 3056* | 36" x 66" |
| 3060* | 36" x 72" |
| 3049 MULL* | 73" x 51" |
| 3056 MULL* | 73" x 66" |
| 3060 MULL* | 73" x 72" |
| ANDERSEN SLIDING DOOR R.O. 12 3/4" x 82 1/8" | |
| 3'-0" FRONT DOOR R.O. 38 3/8" x 82 1/2" | |
| 3'-0" FRONT DOOR WITH (1) SIDELITE R.O. 51 1/8" x 82 1/2" | |
| 3'-0" FRONT DOOR WITH (2) SIDELITES R.O. 65 3/8" x 82 1/2" | |
| R.O. FOR BI-FOLD DOORS USING DRYWALL JAMB FACING = 1 1/4" + DOOR SIZE x (81 1/2") | |
| R.O. FOR BYPASS DOORS USING DRYWALL JAMB FACING MAKE SAME AS BOTH DOORS ADDED TOGETHER | |
| ALL INTERIOR DOORS SIZE + 2" TO WIDTH x 82 1/2" HIGH | |
| R.O. POCKET DOOR (2x DOOR WIDTH + 1") x 85" HIGH | |

* - DENOTES OPENING MEETS
EGRESS REQUIREMENTS



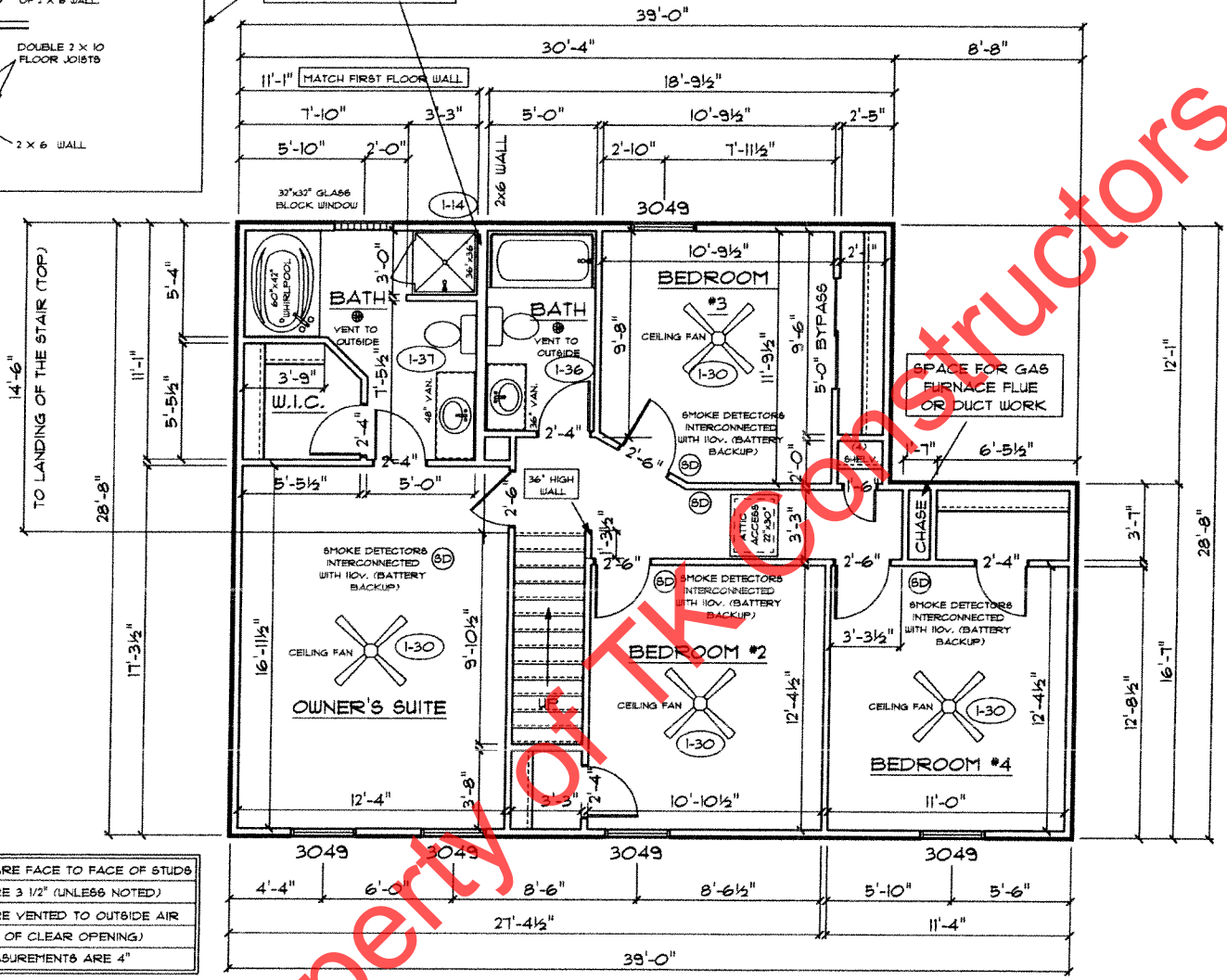
Property of TK Constructors, Inc.

AN
JN



SEE DETAIL "A" FOR FLOOR JOIST LAYOUT

ALL WALL DIMENSIONS ARE FACE TO FACE OF STUDS
 ALL INTERIOR WALLS ARE 3 1/2" (UNLESS NOTED)
 EXHAUST BATH FANS ARE VENTED TO OUTSIDE AIR
 *3049 SASH (5.70 SQ.FT. OF CLEAR OPENING)
 ALL BRICK LAYOUT MEASUREMENTS ARE 4"



SECOND FLOOR PLAN

| | |
|---------------------|-------|
| FIRST FLOOR SQ.FT. | 1,129 |
| SECOND FLOOR SQ.FT. | 1,012 |
| TOTAL LIVING SQ.FT. | 2,141 |
| GARAGE | 471 |
| TOTAL SQ.FT. | 2,612 |
| EXCLUDING PORCH | 162 |

ANDERSEN WINDOW SCHEDULE
 - 200 SERIES -

| ANDERSEN MODEL NO. | R.O. SIZE |
|--------------------|-----------|
| 3030 | 36" x 36" |
| 3040 | 36" x 48" |
| 3049* | 36" x 57" |
| 3056* | 36" x 66" |
| 3060* | 36" x 72" |
| 3049 MULL* | 73" x 57" |
| 3056 MULL* | 73" x 66" |
| 3060 MULL* | 73" x 72" |

ANDERSEN SLIDING DOOR
 R.O. 72 3/4" x 82 7/8"

3'-0" FRONT DOOR
 R.O. 38 3/8" x 82 1/2"

3'-0" FRONT DOOR WITH (1) SIDELITE
 R.O. 51 7/8" x 82 1/2"

3'-0" FRONT DOOR WITH (2) SIDELITES
 R.O. 65 3/8" x 82 1/2"

R.O. FOR BI-FOLD DOORS USING DRYWALL
 JAMB FACING = 1 1/4" + DOOR SIZE x (81 1/2")

R.O. FOR BYPASS DOORS USING DRYWALL
 JAMB FACING MAKE SAME AS BOTH DOORS
 ADDED TOGETHER

ALL INTERIOR DOORS
 SIZE = 2" TO WIDTH x 82 1/2" HIGH


R.O. POCKET DOOR
 (2x DOOR WIDTH + 1") x 85" HIGH

* - DENOTES OPENING MEETS EGRESS REQUIREMENTS

TK CONSTRUCTORS
BEAUMONT

DATE: May 15, 2013

JOB NO: 110-13-0038



ADDENDUM 1
 VER: 070810
 DRAWING BY: SES
 1/8" = 1'

PAGE NO:
5C

AN
 JV